

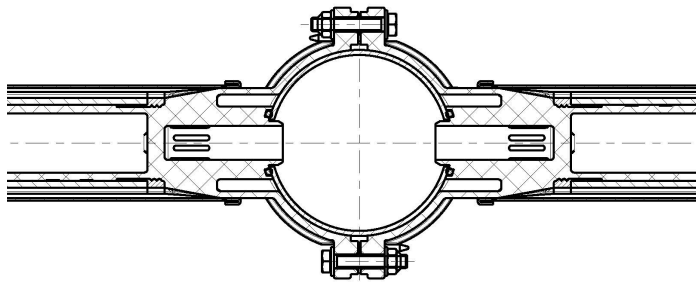


Dimensions

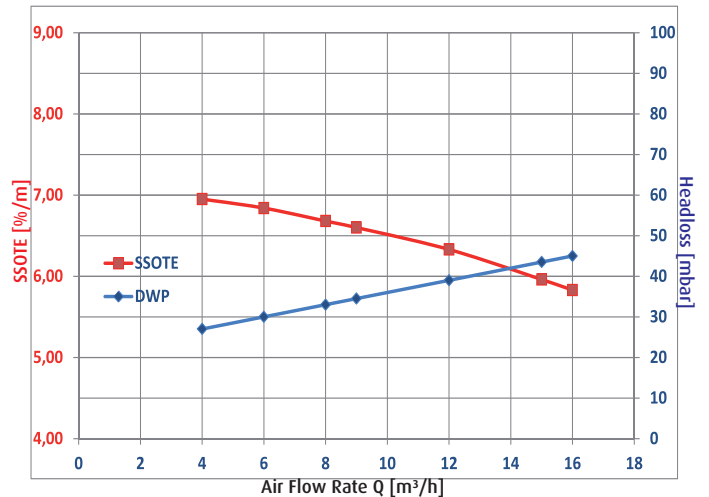
Material	Tube diameter (grooved)	ID-Sleeve	Wall thickness
EPDMperformance	87	90	1,90 ± 0,20
Silicone translucent	87	90	1,50 ± 0,20
PUR transparent	87	90	0,75 ± 0,05

- Shutdown of operation is highly recommended for air flow rates lower than minimum rate.
- Do not apply overload air flow rate (e.g. cleaning) for more than 10 minutes each day.
- Numbers are for guidance only. Operating diffusers at too high or too low an airflow rate may reduce lifetime or performance. See Technical Report 'Membrane Fouling Issues' for details.

Installation Drawing



SSOTE and headloss for TD90-2 1000 mm



Perforation length	Total length	Perforated Area	Air flow rate at standard operating conditions	max overload/maintenance air flow rate
1000 mm	1195 mm	0.24 m²	6 - 18 m _N ³ /h	28 m _N ³ /h
750 mm	945 mm	0.18 m²	4 - 14 m _N ³ /h	21 m _N ³ /h
500 mm	695 mm	0.12 m²	3 - 9 m _N ³ /h	14 m _N ³ /h

Operating temperature Air	Operating temperature Water	Operating mode	Application
5 - 60 °C	5 - 30 °C	intermittent / continuous	municipal waste water

www.quangminhvn.com





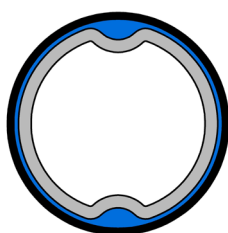
Membrane Materials

Material		EPDMperformance	Silicone	PUR
Colour		black	translucent	transparent
Polymer		33 %	50 %	100 %
Carbon black		20 %	0 %	0 %
Plasticiser		35 %	0 %	0 %
Others		12 %	50 %	0 %
Density	DIN EN ISO 1183-1	1,11 ±0,03 g/m ³	1,16 ±0,03 g/m ³	1,18 ±0,03 g/m ³
Tensile strength	DIN 53504	> 7 MPa	> 9 MPa	40 MPa
Elongation at break	DIN 53504	> 400%	> 600%	≥ 600 %
Tear strength	DIN EN ISO 34-1	> 7,5 N/mm	> 20 N/mm	65 N/mm
Hardness	DIN ISO 7619-1	40 ± 5 Shore A	60 ± 5 Shore A	
Tension set	DIN ISO 2285, 100% Elongation; 24 h, RT	< 7%		
Ozone resistance	DIN ISO 1431-1 (500ppb)	no cracks	no cracks	no cracks


Other Materials

Pipe	Head	Clamp	Gasket	nuts, bolts, washer
PP	PP 20% GF	1.4301	EPDM	1.4301 or 1.4571

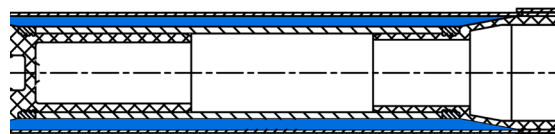
2-grooved diffuser



Air (blue) flows easily through the grooves causing considerable lower headloss. The circumference of the grooved tube is equal to the ID of the membrane.



Air is squeezed through a narrow gap between sleeve and tube increasing headloss.



Grooves will evenly distribute air from front to end over years even in difficult to treat waste water.



www.quangminhvn.com

Jäger Umwelt-Technik GmbH & Co. KG
 Ruscheplattenstraße 14
 31137 Hildesheim
 Germany
 Phone +49 (0) 5121 - 9138 900
 Fax +49 (0) 5121 - 9138 999
www.jaeger-envirotech.com
info@jaeger-envirotech.com

Jaeger Rubber and Plastics (Shenzhen) Ltd.
 1/F, No. A9 Factory Building
 Silicon Valley – Automobile Industry Park
 Guanlan, Baoan, Shenzhen,
 China 518110
 Phone: +86 755 29832412
 Fax: +86 755 29832413
www.jaeger-shenzhen.cn
info@jaeger-shenzhen.cn

Disclaimer

This information is based on our present state of knowledge and is intended to provide non-legally binding general notes on our products and their uses. It should not therefore be construed as guaranteeing specific properties of the products described or their suitability for a particular application. Any existing industrial property rights must be observed. Errors excepted. We disclaim any liability for information contained in this Data Sheet and for product information. Contact jaeger for a detailed lay-out & design for your individual plant.